



# JetStream PoE Switches

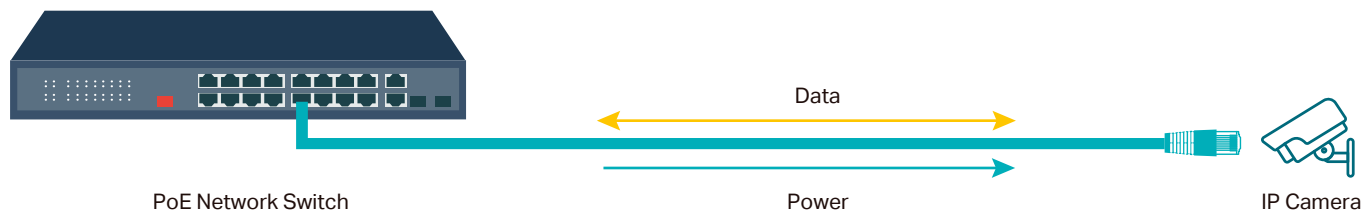


## Empowering Your Business Growth

Surveillance | Access Points | and More

# Power Over Ethernet

TP-Link offers a variety of single-cable PoE switches that simultaneously transmit electrical power along with data. A wide range of 100 Mbps, gigabit, and multi-gigabit PoE products are offered to meet either 802.af PoE, 802.3at PoE+, or 802.3bt PoE++ standard for powering network devices. With PoE, installation of network devices such as APs, IP cameras, IP phones, and other PoE enabled devices in hard-to-reach outdoor, and remote areas is simplified.



## ► Multiple Application Scenarios



### Surveillance

Works with IPCameras



### Conference Calls

Works with IPPhones



### Wi-Fi Coverage

Works with Access Points



### Wired Connections

Works with PCs and Printers

## ► Why Do You Need PoE?



### No Fuss

Simplify the installation and streamline the deployment—no need for electricians.



### Cost-Efficiency

No need for additional cables and power adapters—reduce costs on infrastructure.



### Flexibility

More placement options allow for deployment in complex environments.



### Power Management

Intelligently protects your devices from power surges and maximize power usages.

## ➤ What Can You Power with PoE Switches?

**PoE++ (802.3bt)**  
up to 60/90 W per port



PTZ HD IP Cameras  
with Heaters



802.11ax (Wi-Fi 6)  
APs



Smart Building  
Lighting



Audio System



Thin Clients

**PoE+ (802.3at)**  
up to 30 W per port



IP Video Phones



PTZ HD IP Cameras



802.11ac (Wi-Fi 5)  
APs



Small Audio  
Speakers



Small Digital  
Signages

**PoE (802.3af)**  
up to 15.4 W per port



IP Phones



Basic IP Cameras



802.11n APs

## ➤ Why Choose TP-Link PoE Switches?



### 250 m PoE Transmission

With Extend Mode, PoE supports data and power transmissions up to 250 m away—perfect for surveillance camera deployment in large areas.



### One-Click Priority Mode

Guarantees the quality of sensitive applications like video monitoring in critical business areas by prioritizing the data of certain ports.



### One-Click Traffic Separation

Isolation Mode easily divides traffic for downlink ports to avoid snooping and tampering and isolates broadcast storm for higher security and performance.



### PoE Auto Recovery

Automatically detects and reboots dropped or unresponsive PoE-powered devices to reduce the possibility of downtime. And it saves maintenance costs by eliminating manual monitoring and reboot, important for the hard-to-reach devices.



### Cloud Centralized Management

Managed PoE Switches integrated Omada SDN provide 100% centralized cloud management to create a highly scalable networks—all controlled from a single interface anywhere, anytime.



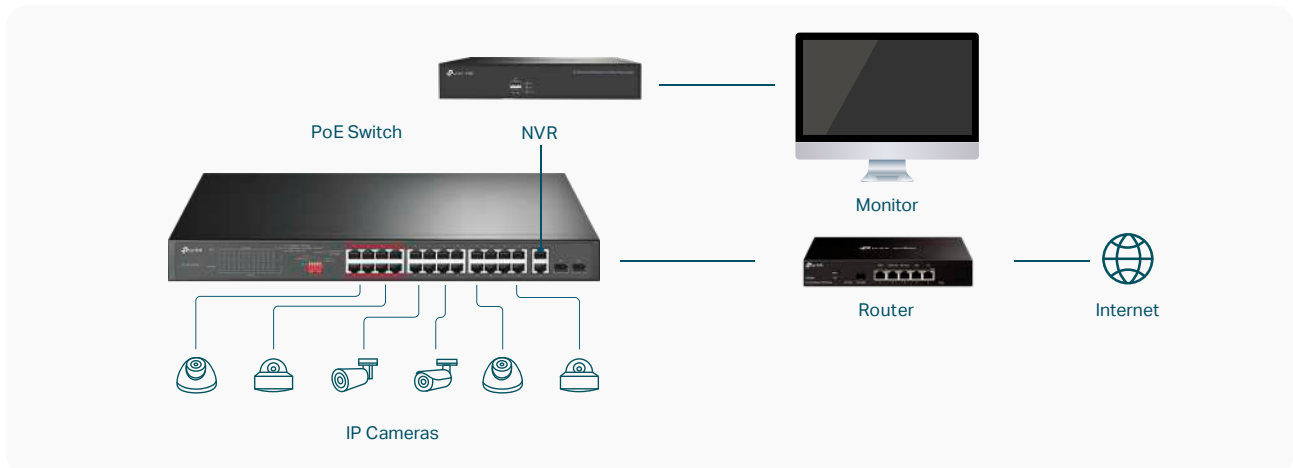
### 2.5/10 GE for Wi-Fi 6

Premium 10G/multi-gigabit PoE switches are provided to meet the full bandwidth potential of Wi-Fi 6 access points. PoE, PoE+, and PoE++ are also supported to fully power up your Wi-Fi 6 APs.

# Affordable Solutions Designed for Surveillance

## TP-Link 100 Mbps PoE Switches

TP-Link's 100 Mbps PoE Switch series is designed to address specific SMB surveillance needs and satisfy the demands of most IP cameras. Many robust features like Extend Mode, Priority Mode, Isolation Mode, and PoE Auto Recovery provide value well beyond basic networking needs, creating a versatile and reliable surveillance network to grow your business.



**250 m PoE Transmission<sup>†</sup>**



**Port Prioritization**



**One-Click Traffic Separation**



**PoE Auto Recovery**



**Silent Operation**



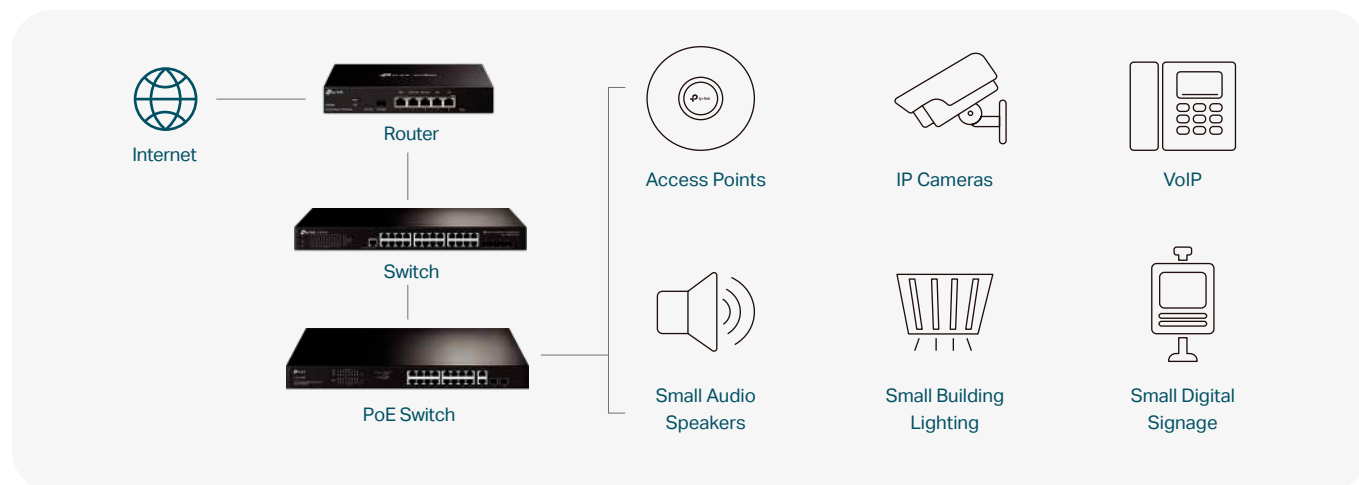
**Energy Efficient**

Layer	PoE Ports	Non-PoE Ports	Model	PoE Budget <sup>‡</sup> (w)	PoE Standard	Extend Mode Button <sup>†</sup>	Priority Mode Button	Isolation Mode Button	PoE Auto Recovery	Fanless Design	Deployment	Dimension (mm)
Unmanaged	4FE	1FE	TL-SF1005LP	41	802.3af	Port 1-4	Ports 1-2	-	-	•	Desktop Wall Mounting	99.8×98×25
			TL-SF1005P	67	802.3af/at	Ports 1-4	Ports 1-2	-	-	•	Desktop Wall Mounting	99.8×98×25
		2FE	TL-SF1006P	67	802.3af/at	Ports 1-4	Ports 1-2	-	-	•	Desktop Wall Mounting	158×101×25
			4FE	TL-SF1008LP	41	802.3af	Ports 1-4	Ports 1-2	-	-	•	Desktop Wall Mounting
		TL-SF1008P		66	802.3af/at	Ports 1-4	Ports 1-2	-	Ports 1-4	•	Desktop Wall Mounting	171×98×27
	8FE	1FE	TL-SF1009P	65	802.3af/at	Ports 1-4/1-8	Ports 1-2	Ports 1-8	-	•	Desktop Wall Mounting	171×98×27
		2GE + 1SFP	TL-SL1311MP	124	802.3af/at	Ports 1-4/1-8	-	Ports 1-8	Ports 1-8	•	Desktop Wall Mounting	209×126×26
	16FE	1GE + 1Combo	TL-SL1218P	150	802.3af/at	Ports 1-8/9-16	Ports 1-8	Ports 1-16	-	-	Rackmount	440×180×44
		2Combo	TL-SL1218MP	250	802.3af/at	Ports 1-8/9-16	Ports 1-8	Ports 1-16	-	-	Rackmount	440×180×44
	24FE	2Combo	TL-SL1226P	250	802.3af/at	Ports1-8/9-16/17-24	Ports 1-8	Ports 1-24	-	-	Rackmount	440×180×44
Smart	24FE	2GE + 2Combo	TL-SL2428P	250	802.3af/at	Extend Mode achieves long-distance transmissions by limiting the maximum port speed to 10 Mbps.				-	Rackmount	440×220×44
						Priority and Isolation Mode can be accessed through the QoS and VLAN functions.  PoE Auto Recovery can be configured on management interface.						

# Gigabit Switching Solutions for Growing SMBs

## ► TP-Link Gigabit PoE Switches—Unmanaged and Easy Smart

TP-Link's Unmanaged and Easy Smart PoE Switches offer more efficient and cost-effective solutions to meet the various needs of access points, surveillance, VoIP, and other applications. Robust features like Extend Mode, Priority Mode, Isolation Mode, and PoE Auto Recovery are inserted into some unmanaged switches. Advanced useful functions, such as QoS and VLAN, are integrated into Easy Smart Switches, providing a PoE solution more than expected.



VLAN



QoS



IGMP  
Snooping



PoE Auto  
Recovery



Easy  
to Use



Energy  
Efficient

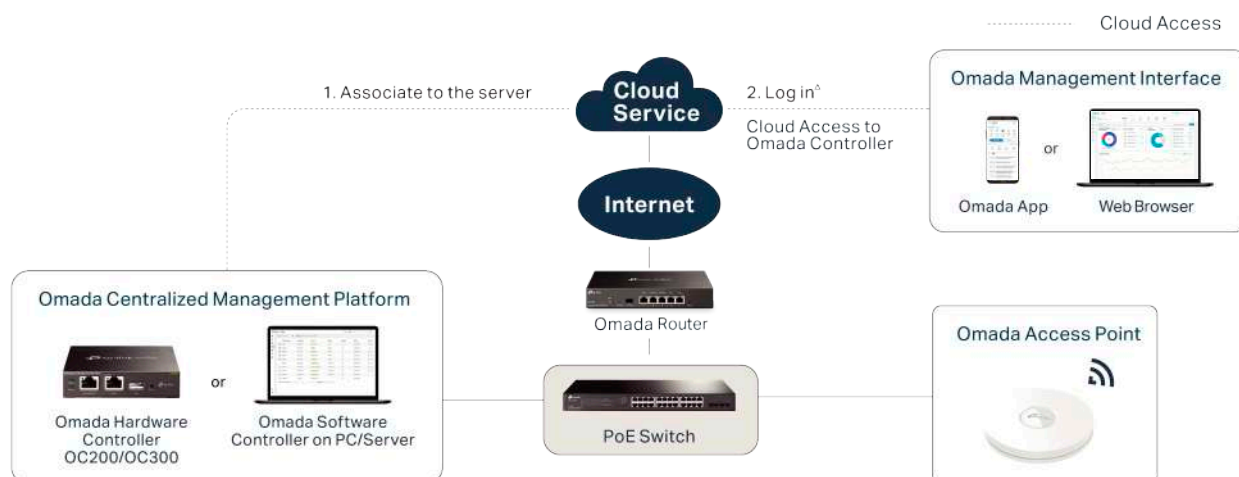
Layer	PoE Ports	Non-PoE Ports	Model	PoE Budget <sup>†</sup> (w)	PoE Standard	Extend Mode <sup>†</sup> , Priority Mode, Isolation Mode, PoE Auto Recovery	Fanless Design	Deployment	Dimension (mm)
Unmanaged	4GE	1GE	TL-SG1005LP	40	802.3af/at	-	•	Desktop Wall Mounting	99.8×98×25
			TL-SG1005P	65	802.3af/at	-	•	Desktop Wall Mounting	99.8×98×25
		4GE	TL-SG1008P	64	802.3af/at	-	•	Desktop Wall Mounting	171×98×27
	8GE	/	TL-SG1008MP	153	802.3af/at	-	-	Desktop Rackmount	294×180×44
		1GE+1SFP	TL-SG1210P	63	802.3af/at	-	•	Desktop Wall Mounting	209×126×26
		1GE+1Combo	TL-SG1210MP	123	802.3af/at	•Extend Mode: Ports 1–4 •Priority Mode: Ports 1–2 •Isolation Mode: Ports 1–4 / 5–8 •PoE Auto Recovery: Ports 1–8	•	Desktop Wall Mounting	209×126×26
	16GE	2Combo	TL-SG1218MP	250	802.3af/at	-	-	Rackmount	440×180×44
Easy Smart	4GE	1GE	TL-SG105PE	65	802.3af/at	Extend Mode achieves long-distance transmission by limiting the maximum port speed to 10 Mbps.  Priority and Isolation Mode can be realized through QoS and VLAN functions.  PoE Auto Recovery can be configured on management interface.	•	Desktop Wall Mounting	99.8×98×25
		4GE	TL-SG108PE	64	802.3af/at		•	Desktop Wall Mounting	158×101×25
	8GE	1GE+1Combo	TL-SG1210MPE	123	802.3af/at		•	Desktop Wall Mounting	209×126×26
		8GE	TL-SG1016PE	150	802.3af/at		-	Desktop Rackmount	294×180×44
	16GE	2Combo	TL-SG1218MPE	250	802.3af/at		-	Rackmount	440×180×44
	24GE	2GE+2SFP	TL-SG1428PE	250	802.3af/at		-	Rackmount	440×220×44
							-		



# The Smarter Cloud Solutions for Business Networking

## ► TP-Link L2+ Managed/Smart PoE Switches—SDN Integration

Managed switches integrating Omada SDN (Software Defined Networking) provide 100% centralized management to create highly scalable networks. Seamless wireless and wired connections are provided—ideal for hospitality, education, retail, office, and more.



**Cloud Centralized Management\*\***



**Zero-Touch Provisioning\***



**Easy Network Monitoring**



**2.5/10 GE for Wi-Fi 6<sup>s</sup>**



**Multi-Site Management\*\***



**Omada App\*\***

Layer	PoE Ports	Non-PoE Ports	Model	PoE Budget <sup>†</sup> (w)	PoE Standard	PoE Auto Recovery <sup>***</sup>	SDN	Deployment	Dimension (mm)
Smart	24FE	2GE+2Combo	TL-SL2428P v4.2	250	802.3af/at	✓	✓	Rackmount	440×180×44
	4GE	4GE	TL-SG2008P	62	802.3af/at	✓	✓	Desktop Wall Mounting	209×126×26
	8GE	2SFP	TL-SG2210P v4	61	802.3af/at	✓	✓	Desktop Wall Mounting	209×126×26
			TL-SG2210MP	150	802.3af/at	✓	✓	Desktop Rackmount	294×180×44
	24GE	4SFP	TL-SG2428P	250	802.3af/at	✓	✓	Rackmount	440×220×44
L2+ Managed	24GE	4SFP	TL-SG3428MP	384	802.3af/at	✓	✓	Rackmount	440×330×44
	48GE	4SFP	TL-SG3452P	384	802.3af/at	✓	✓	Rackmount	440×330×44
	24GE	4SFP+	TL-SG3428XMP	384	802.3af/at	✓	✓	Rackmount	440×330×44
	48GE	4SFP+	TL-SG3452XP	500 (TBD)	802.3af/at	✓	✓	Rackmount	440×330×44
	8× 2.5G	2SFP+	TL-SG3210XHP-M2	240	802.3af/at	✓	✓	Rackmount	440×180×44
	4× 10G	2SFP+	TL-SX3206HPP	200 (TBD)	802.3af/at/bt	✓	✓	Desktop Rackmount	294×180×44

<sup>†</sup>The speed of the ports in extend mode will be downgraded to 10 Mbps. Actual transmission distance may vary due to cable quality.

<sup>†</sup>PoE budget calculations are based on laboratory testing. Actual PoE power budget is not guaranteed and will vary as a result of client limitations and environmental factors.

<sup>†</sup>Not all PoE Switches support this feature. Please refer to the comparison table for details.

<sup>\*</sup>Please go to <https://omada.tplinkcloud.com> to log in with your TP-Link ID.

<sup>\*</sup>Zero-Touch Provisioning requires the use of Omada Cloud-Based Controller.

<sup>\*</sup>Please go to [www.tp-link.com/omada-cloud-based-controller/product-list](http://www.tp-link.com/omada-cloud-based-controller/product-list) to confirm which models are compatible with Omada Cloud-Based Controller.

<sup>\*\*</sup>These functions require the use of Omada Controllers.

<sup>\*\*\*</sup>Under Controller Mode, use of the feature may require further software upgrades.

**TP-Link Corporation Limited**

E-Mail: [info@tp-link.com](mailto:info@tp-link.com)

Homepage: [www.tp-link.com](http://www.tp-link.com)

Specifications are subject to change without notice. TP-Link is a registered trademark of TP-Link Corporation Limited.

Other brands and product names are trademarks or registered trademarks of their respective holders.

Copyright © 2022 TP-Link Corporation Limited. All rights reserved.



Discover More about  
TP-Link PoE Switches

PN: 8392501138